


# LATIH TUBI PRASEKOLAH



Nama: \_\_\_\_\_

Nama \_\_\_\_\_ Tarikh \_\_\_\_\_

# TENTANG SAYA

Nama saya ialah

---

---

---

Huruf dalam nama saya ialah :

a	b	c	d	e	f	g
h	i	j	k	l	m	n
o	p	q	r	s	t	u
v	w	x	y	z		

Maksud nama saya ialah:

Nama \_\_\_\_\_ Tarikh \_\_\_\_\_

# LATIHAN MENULIS NOMBOR

## 1-5

1	1	1	1
2	2	2	2
3	3	3	3
4	4	4	4
5	5	5	5

Nama \_\_\_\_\_ Tarikh \_\_\_\_\_

# TRACING NUMBERS 6-10



Trace and write the numbers.

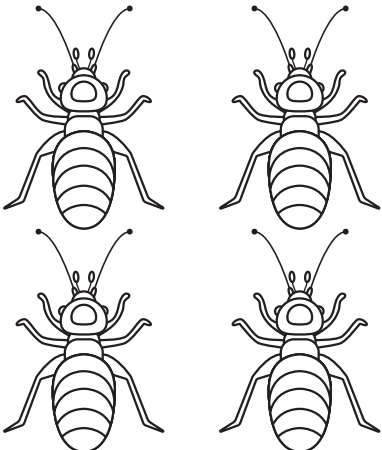
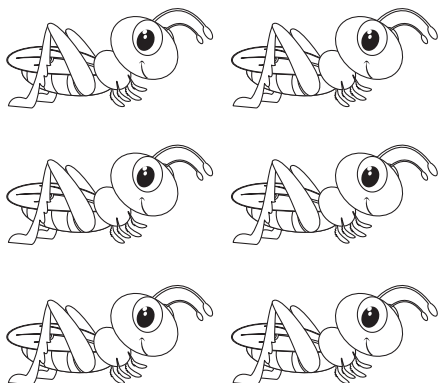
6	6	6	6
7	7	7	7
8	8	8	8
9	9	9	9
10	10	10	10



Nama \_\_\_\_\_ Tarikh \_\_\_\_\_

# MENGIRA

Kira objek dan bulatkan nombor yang betul.

	
<input type="radio"/> 1	<input type="radio"/> 3
<input type="radio"/> 2	<input type="radio"/> 2
<input type="radio"/> 3	<input type="radio"/> 4

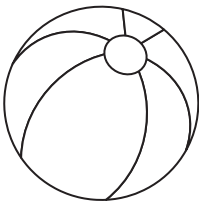
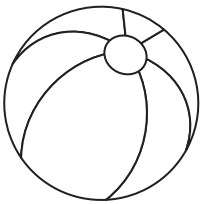

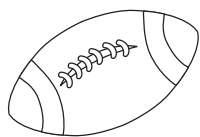
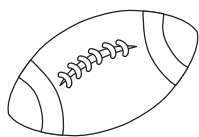

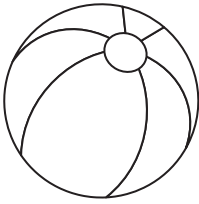
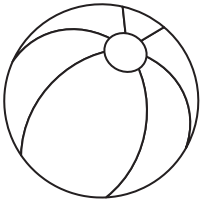

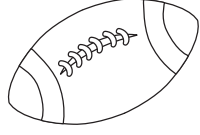
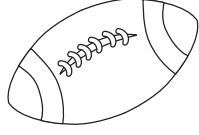


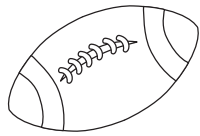
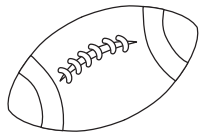

	
<input type="radio"/> 4	<input type="radio"/> 3
<input type="radio"/> 5	<input type="radio"/> 5
<input type="radio"/> 3	<input type="radio"/> 6
























	
<input type="radio"/> 2	<input type="radio"/> 2
<input type="radio"/> 1	<input type="radio"/> 5
<input type="radio"/> 4	<input type="radio"/> 4

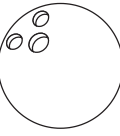
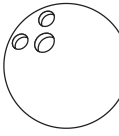






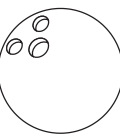







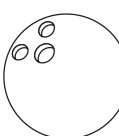





Nama \_\_\_\_\_ Tarikh \_\_\_\_\_

# MENGIRA

Kira objek dan bulatkan nombor yang betul.

Nama \_\_\_\_\_ Tarikh \_\_\_\_\_

# LENGKAPKAN NOMBOR 1-5

1	2		4	5
---	---	--	---	---

1	2	3		5
---	---	---	--	---

	2	3	4	5
--	---	---	---	---

1		3	4	
---	--	---	---	--

2	4	5	3	1
---	---	---	---	---

Nama \_\_\_\_\_ Tarikh \_\_\_\_\_

# LENGKAPKAN NOMBOR 6-10

	7	8	9	10
--	---	---	---	----

6	7	8	9	
---	---	---	---	--

6	7		9	10
---	---	--	---	----


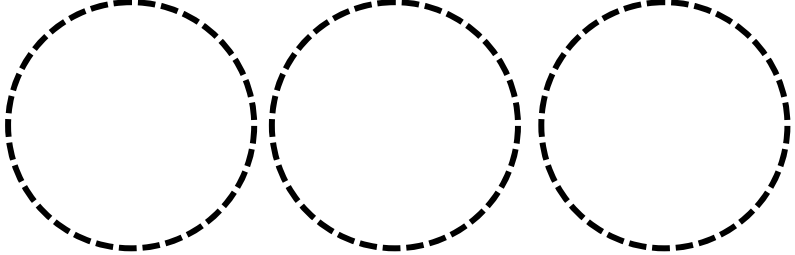

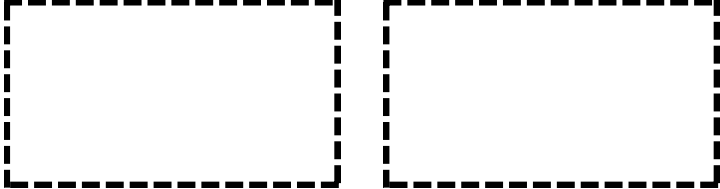





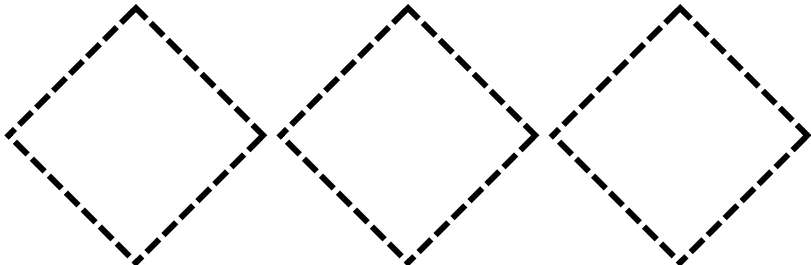
6		8		10
---	--	---	--	----

7	6	8	9	10
---	---	---	---	----

Nama \_\_\_\_\_ Tarikh \_\_\_\_\_

# BENTUK

Warna dan lukis bentuk di bawah.

Nama \_\_\_\_\_ Tarikh \_\_\_\_\_

# MENULIS HURUF

Tulis huruf di bawah dengan kemas.

A	B	C	D	E	F
G	H	I	J	K	L
M	N	O	P	Q	R
S	T	U	V	W	X
Y	Z				

Nama \_\_\_\_\_ Tarikh \_\_\_\_\_

# MENULIS HURUF

Tulis huruf di bawah dengan kemas.

a	b	c	d	e	f
g	h	i	j	k	l
m	n	o	p	q	r
s	t	u	v	w	x
y	z				

Nama \_\_\_\_\_ Tarikh \_\_\_\_\_

# HURUF

Isi huruf-huruf yang hilang.

A	B		D		F
G	H	I		K	
M			P	Q	R
	T	U	V		X
	Z				

Nama \_\_\_\_\_ Tarikh \_\_\_\_\_

# HURUF










Isi huruf-huruf yang hilang.

	b	c		e	
g		i	j		l
	n	o		q	r
	t	u		w	
y	z				

Nama \_\_\_\_\_ Tarikh \_\_\_\_\_

# SAMA DAN BERBEZA


Warna gambar yang berbeza dalam setiap baris.




Nama \_\_\_\_\_ Tarikh \_\_\_\_\_

# WARNA


Warna biji oak mengikut warna perkataan.




Merah




Oren



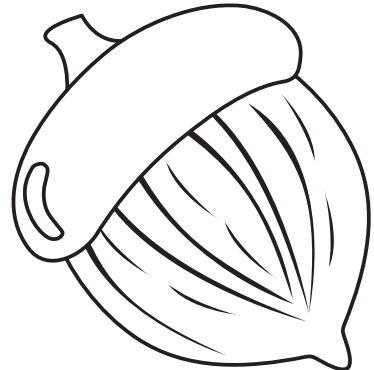
Kuning




Hijau




Biru



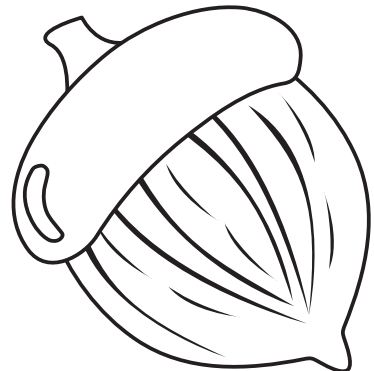
Ungu



Merah jambu



Coklat

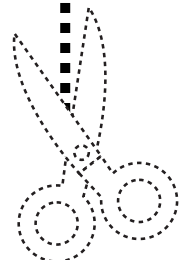
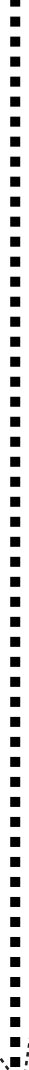

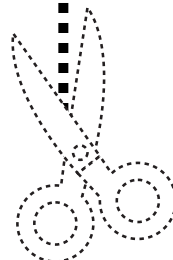

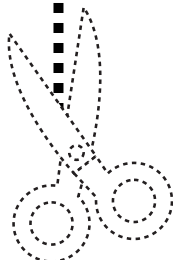
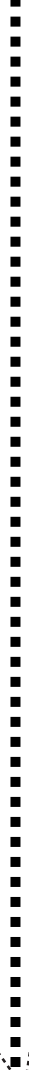

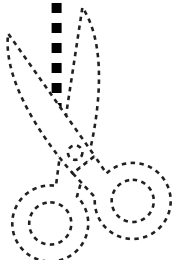



Hitam

Nama \_\_\_\_\_ Tarikh \_\_\_\_\_

# LATIHAN MENGGUNTING

Gunakan gunting untuk menggunting dengan berhati-hati mengikut garisan.



Nama \_\_\_\_\_ Tarikh \_\_\_\_\_

# LATIHAN MENGGUNTING

Gunakan gunting untuk menggunting dengan berhati-hati mengikut garisan.

